

WATER HERO P-100 3/4" FLOW MONITOR & AUTOMATIC SHUT-OFF



Water Hero[®]
Conserve. Protect. Save.

DESCRIPTION

Water Hero P-100 provides real time water consumption data to a web interface/ smartphone. When a leak is detected users receive text/email alerts and water is shut-off. It works by reading the rotations of a traditional positive displacement water meter and converts these rotations to digital flow readings. Automated central-monitoring for both low-temperature and water-shutoff is included with your purchase.



Leak alerts are sent and automatic shut-off occurs when there is continuous flow for more than a user set amount of time. Water Hero also alerts users when it detects high or low temperatures. Features include:

- Functions like a security system with two modes (home/away) and user configurable text/ email alert and automatic shut-off
- Remote water shut-off via smartphone/web interface
- On board temperature sensor
- Rechargeable back-up battery for operation in power outage
- Tracking of historical water consumption

OPERATIONAL REQUIREMENTS

- Broadband 2.4 GHz Wi-Fi connection [unless opting for cellular option]
- Household power for wall adapter
- Cut into pipe by plumbing contractor

HOW TO PURCHASE OR LEARN MORE

Offered in 3/4", 1", 1.5" and 2" pipe sizes. Reach out to us at info@waterheroinc.com or (877) 662-4496 for pricing information and/or questions.

WATER HERO P-100 3/4" FLOW MONITOR & AUTOMATIC SHUT-OFF



COMPONENTS INCLUDED

The P-100 unit consists of five components and access to our software system. Not shown here but also included is a wall adapter and RJ45 cord



Main Board with Wi-Fi chip and state-of-the-art processor

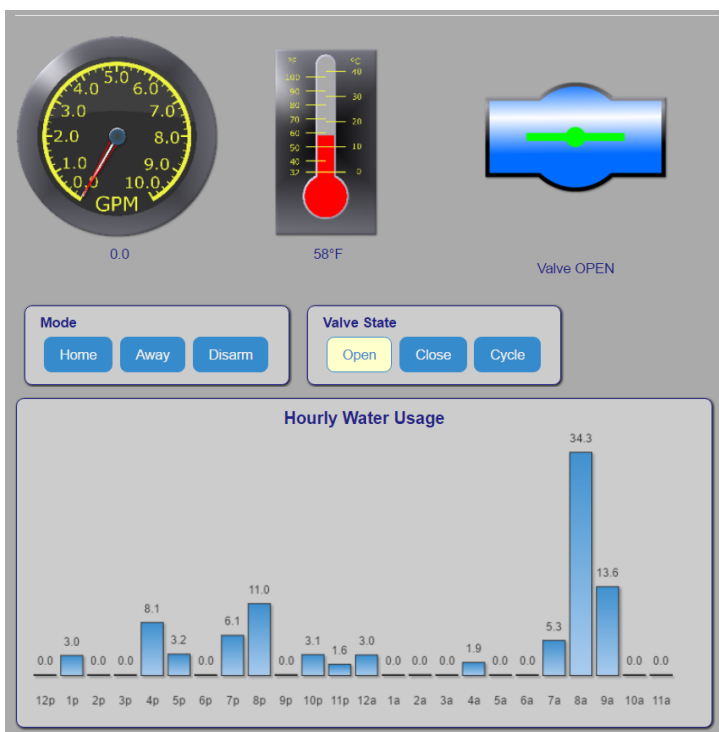


Water Hero smart electronics, brass water meter and union couplings

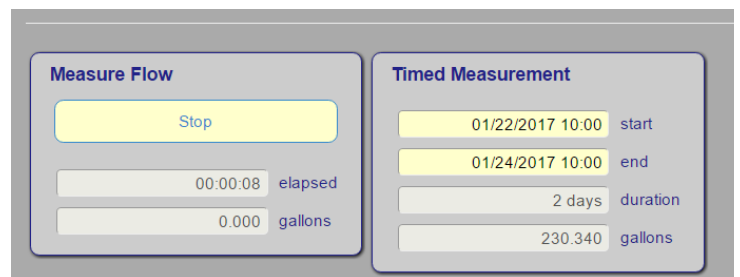


Motorized ball valve

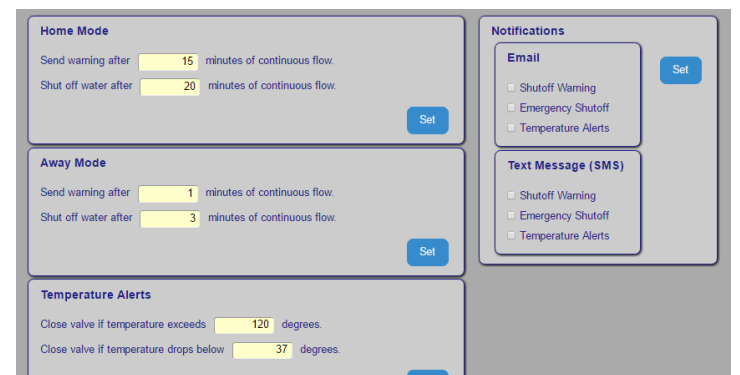
WEB APPLICATION SCREENSHOTS



Dashboard



Historical & Measure Flow Functions



Alert Settings

WATER HERO P-100 3/4" FLOW MONITOR & AUTOMATIC SHUT-OFF



IN-LINE COMPONENT SPECIFICATIONS [3/4" METER & VALVE]

SHUTOFF VALVE



- NSF Certified Safe Drinking Water
- Body Material: Stainless Steel 304
- Stainless Steel Gearing
- Rated for 70,000 turns
- Max Temperature 194F
- Valve Inner Diameter: 3/4"
- Max working pressure: 145 PSI
- Dimension L,H,W: 2.60" x 3.42" x 2.56"

ELECTRONICS & METER



- NSF Certified Utility-grade Brass
- Low/High Flow Rate- .047/25 GPM
- Max Working Pressure: 150 PSI
- Min/Max Temp: 34F/122F
- Accuracy: +/- 1.5% within 1/8" to 20 GPM
- Valve Inner Diameter: 3/4"
- Dimension L,H,W: 11.50" x 3.81" x 3.63"

Total Occupied Pipe Length = 14.1" including union couplings

INSTALLATION GUIDANCE

Installation typically takes approximately 1 hour and requires the following high level steps:

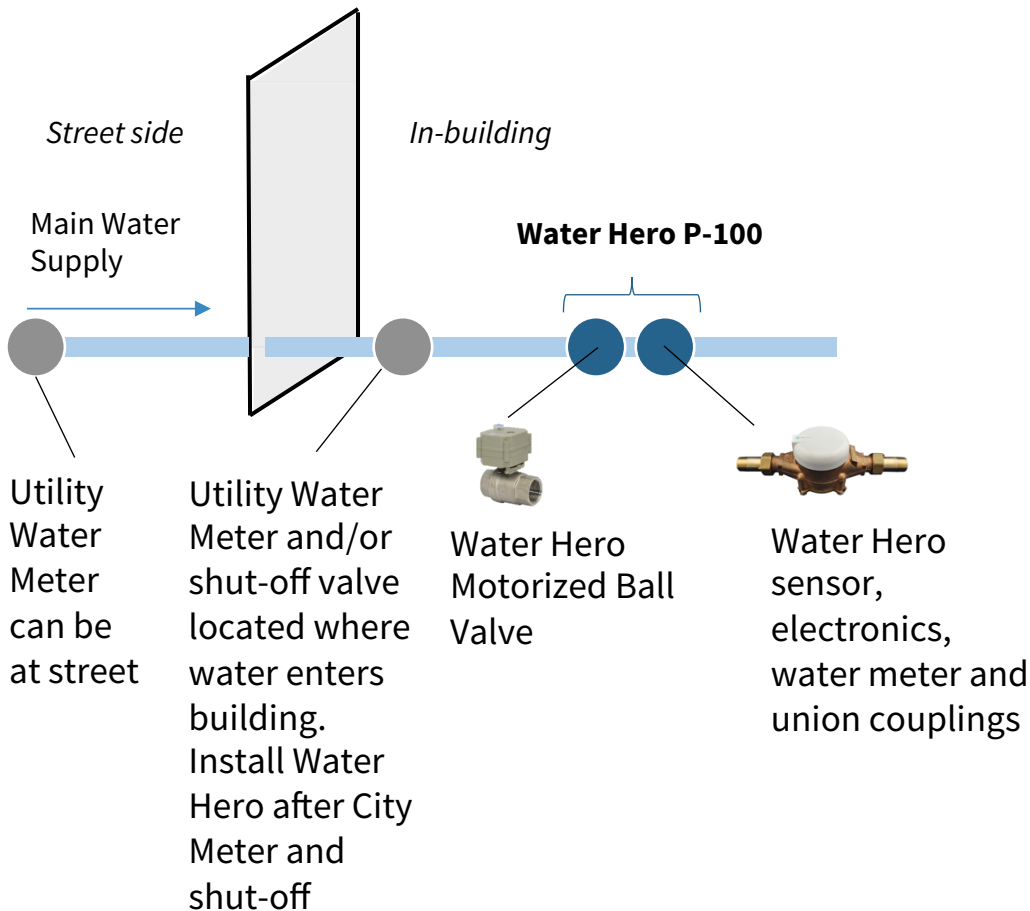
- Drain water after the point of installation
- Cut ~14.1" section from the pipe where water enters the home
- Assemble and solder any necessary fittings, unions, water meter and actuator valve into the pipe
- Connect Water Hero with existing homeowner WiFi network with three easy steps

WATER HERO P-100 3/4" FLOW MONITOR & AUTOMATIC SHUT-OFF



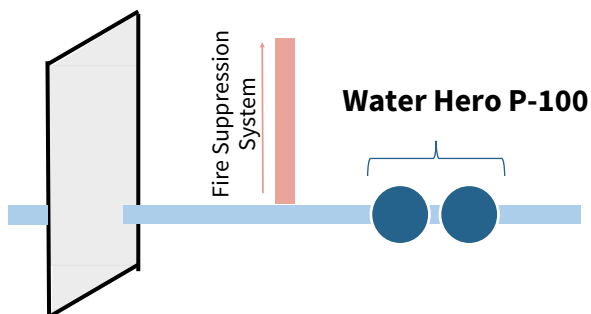
Water Hero[®]
Conserve. Protect. Save.

TYPICAL CONFIGURATION*



- Must be installed inside, unit not waterproof
- Main Controller must be installed in vicinity of existing power outlet
- Main Controller must be installed within signal range of home 2.4 GHz WiFi
- Install after Utility Water Meter, typ. where main water supply enters building
- Horizontal or vertical installation
- 14.1" straight pipe space required

IMPORTANT INSTALLATION SAFETY CONSIDERATION*



WARNING: Water Hero P-100 must be plumbed after (downstream of) fire suppression systems

*Installation must comply with federal, local and state building and plumbing codes